



Inspiring Uses for Inspired Users



*Inspiring
Uses for
Inspired
Users*

Ideas for Elmer's Foam and Display Boards

Welcome to our inspiration guide! Armed with a suite of versatile Board products - including Foam Board, Bi-Fold Board and Tri-Fold Board - as well as our extensive line of adhesives, paint markers and cutting tools, we dreamed up 101 projects for your everyday life.

Call us quirky, but we see the world in terms of how our products can provide a solution for life's sticky situations. That's why coming up with 101 uses was not only a breeze, it was a labor of love.

No matter where your day takes you, we're confident at least one of these project ideas will work for you. We hope this guide not only becomes your companion for creating, innovating and decorating, but also that you are inspired to find even more ways to use products from the Elmer's Project Solution family!

Skip to Sections:

Craft

1. Wedding Memories Display / Foam

Keep the best of your special day in this Foam Board display case.



For instructions visit: bit.ly/memorybox

2. Bat-o-lanterns / Foam

Foam makes big wings for these spooky pumpkin bats.

3. Confetti Launcher / Foam

Make a bang with this fun confetti launcher!

4. Core for Paper Maché structures / Foam

Build projects around our sturdy Foam using fun paper mache.

5. Puppet Scene / Bi-Fold

Welcome rainy days (and imagination) with this fun puppet-scape!

For instructions visit:
bit.ly/puppetscene



Craft

6. "Welcome Home Baby" Sign / Foam

The whole neighborhood will know the stork has arrived with this yard or door sign.



7. Dollhouse / Foam

Give your kids a good home with a Foam Board dollhouse they can decorate to their own style.



8. Giant Postcard / Foam

Help the kids write to grandma on a giant, handmade postcard.

9. Nesting Blocks / Foam

Teach shapes or have fun stacking with Foam Board blocks.

10. Cake Topper / Foam

Birthdays, weddings and anniversaries deserve a proper cake topper. Foam Board is the perfect base for a cut-out or to back an old photo.



Craft

11. Faces on a Stick / Foam

For Halloween or dress up, this fun project can turn you into everything from a Sesame Street® character to your sister.

12. Marble Maze / Foam

Create a fun trail for your marbles to “race” down using Foam and other household items.

13. Gift Box / Foam

Whether it's a “welcome to the neighborhood” or a “Merry Christmas,” this gift box can be decorated for any reason!

For instructions visit:
bit.ly/autumngiftbox



14. Gingerbread House / Foam

Celebrate the season without the hassle of baking with a Foam Board gingerbread house. If you cover it in candy, no one will know the difference!

15. Gift Card Box / Foam

Give the boring gift card some style with a small box.



Craft

16. Haunted House / Foam

Create a topsy turvy, spooky house for your Halloween entry way with Foam Board.



17. Indoor Herb Plant Marker / Foam

Keep track of your fresh herbs with these plant markers.

18. Jewelry Holder / Foam

Make mom smile with this jewelry holder.

For instructions visit:
bit.ly/jewelryholder



19. Child's Fort / Tri-Fold

Help your kids build a fantasy land in your living room, with sturdy Tri-Fold Board as its structure.

20. Ornament / Foam

Remember the leftover, tiny school photos? Turn them into a festive ornament.



For instructions visit: bit.ly/treeornament

Craft

21. Halloween Costume / Tri-Fold

Use Tri-Fold Board to create a fun popcorn costume.

For instructions visit:
bit.ly/halloweenpopcorncostume



22. Play Closet / Tri-Fold

Hang up play clothes in a Tri-Fold closet. Decorate the opposite side with wallpaper and a “mirror” to create a full changing room.

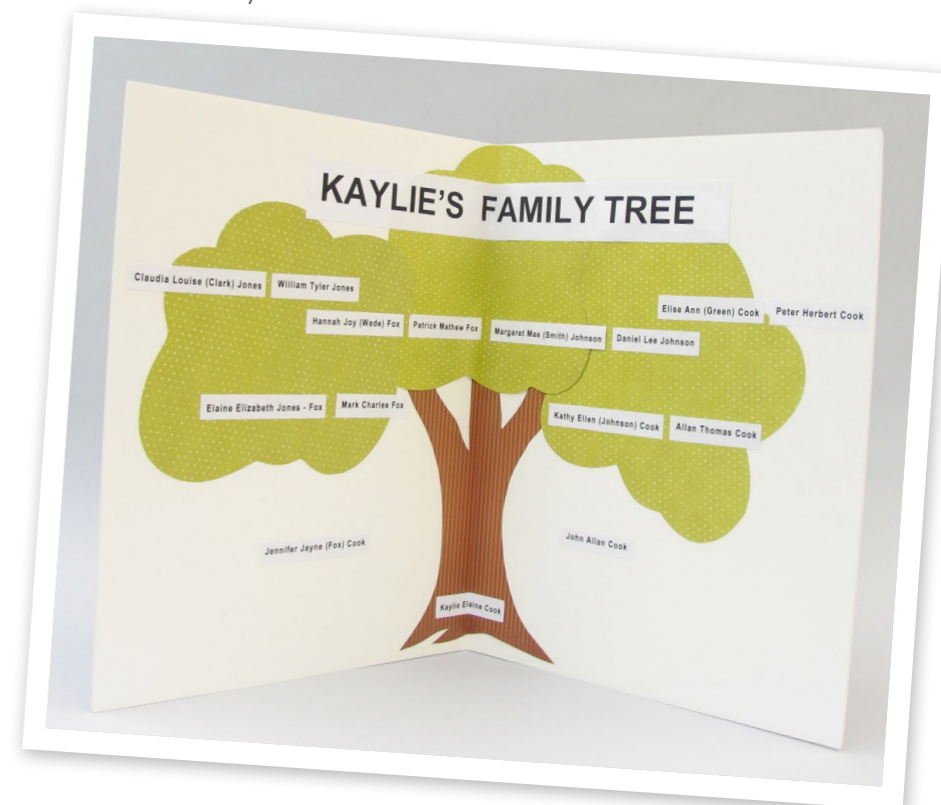
23. Where in the World? Map / Bi-Fold

Use a Bi-Fold Board to map out your family’s vacations, either across the U.S. or internationally. Use green pins for places you’ve visited, yellow pins for places you’re headed soon and red pins for places you’d like to go.



24. Family Tree / Bi-Fold

Whether you’re teaching kids about the family’s heritage or just keeping track, Bi-Fold Board makes for a sturdy tree.



Craft

25. Vacation Memories Box / Foam

Keep track of your favorite mementos from summer vacation.

For instructions visit:
bit.ly/keepsakebox



26. Airplane / Foam

Create an airplane. Use layers to create depth.



27. Lemonade Stand / Tri-Fold

Turn summer into a business with a lemonade stand. On rainy days, it doubles as a puppet theatre!

For instructions visit:
bit.ly/lemonadetrifoldstand



28. Photo Station Cut-out / Tri-Fold

A fun addition to any holiday or birthday: paint a scene and cut holes for your kids to insert their faces. Say cheese for the flash!

For instructions visit: bit.ly/photostation

29. Pin the Tail on the Donkey / Tri-Fold

The classic birthday game becomes a DIY Tri-Fold Board project.

For instructions visit: bit.ly/pinthehat

30. Jumbo Card / Bi-Fold

Tell someone how you really feel with a jumbo Bi-Fold card!

For instructions visit: bit.ly/jumbovalentinecard



Craft

31. Puzzle Board / Foam

Use your own photo to create a puzzle.



32. Park-and-Play Garage / Foam

Build a home for all those cars and trucks with a Foam garage.

33. Advent Calendar / Tri-Fold

Count down the days to Santa with a Tri-Fold Board Advent calendar.

34. Thanksgiving Place Cards / Foam

Make sure everyone knows where to go with these fall place cards.



35. Memory Card Game for Kids / Foam

Jog your kids' memories with a homemade game. Use your own photos or help inspire reading using words.



Home

41. Coasters / Foam

Decorate square Foam Board coasters with family photos, stencils and more for a personal touch.



42. Cooking Stand / Foam

Keep track of your recipe while you cook with an easy-to-make recipe stand.



43. Decorative Wall Shelf / Foam

Affix a Foam Board "shelf" wall to display light-weight keepsakes.

45. Frame / Foam

Create a simple frame for a family photo with Foam Board.

For instructions visit: bit.ly/carvedframe



44. Dart Board / Foam

Need a dart board for a party but don't want to spend the cash? Create a custom version with Foam Board.

Home

46. Desk Set / Foam

Create a coordinated desk set out of Foam Board.

For instructions visit:
bit.ly/deskset



47. Drawer Dividers / Foam

Organize the utensil drawer with Foam dividers cut to size.

48. Memo Board / Foam

Keep track of upcoming events or important details on this easy-to-make memo board.

For instructions visit:
bit.ly/memoboard



49. Photo Board Art / Foam

Enlarge your favorite photos and mount them to Foam Board for a sleek and beautiful design.



For instructions visit: bit.ly/foamboardart

50. Placemats / Foam

Have the kids help decorate these sturdy placemats. Bonus: they're inexpensive, so when the grape juice spills you won't be disappointed.



Home

51. Remodeling Inspiration Board / Tri-Fold

Before you tear down the wallpaper or rip up the carpet, test your remodeling ideas on this Tri-Fold Board.



For instructions visit:
bit.ly/remodelinginspirationboard



52. Tissue Box Holder / Foam

Cover that ugly tissue box with a decorative, Foam Board cover. This also makes a good teacher gift.

53. Vase / Foam

Display dry plants or silk flowers in a decorative and light-weight vase.



For instructions visit: bit.ly/foamboardvase

54. Head Board / Foam

Pick your favorite fabric and back some Foam Board to make an easy-to-change head board.

55. Wall Art / Foam

Create a personalized piece of art for your walls using Foam Board and stencils.



For instructions visit: bit.ly/foamwallart

Home

56. Mobile / Foam

A mobile school project is made easy with Foam Board.

58. Wall Collage / Foam

Display your favorite images for all to see on a Foam Board collage.

For instructions visit: bit.ly/wallcollagedecor



59. Play Kitchen / Tri-Fold

Build a miniature kitchen for your tiny chef with Tri-Fold Board. Cut little red circles for the “burners” and draw your favorite dish in a Foam Board oven “window.”

57. Napkin Holder / Foam

Upright like a diner or stacked, Foam Board can make a cute holder for your napkins.

60. Table Runner / Tri-Fold

A table décor for every occasion! Wrap a halved Tri-Fold Board with the fabric of your choice to mark any holiday.



Home

61. ABC Pocket Board / Tri-Fold

Help your children learn their A-B-C's by displaying items that start with each letter in an appropriately marked envelope.



62. Ordering Tray / Foam

Treat your guests with a pass-around hors d'oeuvres tray.



63. Bean Bag Toss / Tri-Fold

Cut the folded sides of a Tri-Fold Board at an angle and add a whole to the center to create a points-based game.

64. Paint Swatch / Foam


Don't rely on tiny paint swatches. Use a Foam Board to test your new color before you paint the entire wall!

65. Holiday Card Holder / Tri-Fold

Showcase your greeting cards on a holiday-inspired display.

66. Child Growth Chart / Tri-Fold

Watch the years - and inches - go by with a growth chart you can pack away or hang on the wall.



Home

67. Homework Station / Tri-Fold

Keep a calendar with assignments, a folder with notes and more in an upright station. It can also double as a “privacy shield” for studying.



68. Fabric Window Valance / Tri-Fold

Wrap Tri-Fold Board in backing and then fabric of your choice for a functional window treatment.



69. Photo Carousel / Foam

Decorate your side table with images from the family’s fun day outdoors or the first day of school.

For instructions visit:
bit.ly/foamboardcarousel

70. Snowman Holder / Foam

Create a snowman to hold scarves, mittens and hats!

For instructions visit: bit.ly/snowmanholder



71. Toilet Paper Holder / Tri-Fold

A Tri-Fold tower is the perfect display for light-weight toilet paper. Decorate with wall paper or contact paper.


72. Contemporary Clock / Foam

Foam Board can make an inexpensive and unique backdrop for a homemade clock.



For instructions visit: bit.ly/foamboardclock

Professional



73. Pamphlet Holder for Brochures / Foam

Display your brochures in a Foam Board holder. The simple design will allow for any decoration.

For instructions visit: bit.ly/foambrochureholder



74. Lighting Control For Video Shoots / Bi-Fold

Reflect or deflect light with Bi-Fold Board. No assembly required!

75. 3D Bulletin Board Decoration / Foam

Make your bulletin board pop with cut-out letters, shapes and more. To add another element, consider Project Popperz®.

76. Architectural Models / Foam

A popular choice among architects, Foam Board is a great material for building models of all shapes and sizes.

77. Calendar / Foam

Track your next project on a jumbo calendar with Dry Erase Foam Board.



Professional

78. Scene for Play / Foam

Set the stage, literally, with foam board bushes, animals and more.

79. Backing for Suitcase / Foam

Reinforce the back of your old suitcase with Foam Board before your next business trip.

80. Mouse Pad / Foam

Create your own mouse pad using a favorite image some Foam Board.



81. Giant Check / Foam

Presenting a local organization or charity with some well-deserved funds? Consider making a giant Foam Board check for the ceremony.

82. Name Plate / Foam

Even the smallest companies can mark employees' work spaces with Foam Board name plates.

For instructions visit: bit.ly/foamnameplate



Professional

83. Pattern for Cakes / Foam

Bake easy by cutting cake shapes out of Foam Board first and using it as a guide. This is an especially good tip for tricky or fun groom's cakes.

84. Open or Close Sign / Foam

Bring them in or keep them out of your store with this easy open and closed sign.



87. Magazine Holder / Foam

Keep track of past publications in an upright organizer.

85. Desk Inbox / Foam

Deliver documents into these easy-to-assemble mailboxes that are perfect for encouraging deskside organization.



86. Trade Show Display / Foam

Showcase your clients by name or logo at trade show booths.

88. Dividers for Doctor's Office Filing / Foam

Keep track of patients' files with these alphabet letter markers.

89. Prize Wheel / Tri-Fold

Turn your company outing into a game show with a prize-filled wheel.

Professional

90. Trashcan Basketball Hoop / Foam

Kill writer's block (or just goof off) with this fun trashcan hoop.

91. Book Cover Display / Tri-Fold

For a book tour or reading, try mounting the cover image onto our Tri-Fold Board.

92. Window Displays / Tri-Fold

Spruce up your store or office front window with festive cut-outs!

93. Photo Background / Tri-Fold

Because the corporate photo shoot is a little too boring...

94. Brainstorm Board / Tri-Fold

Use sticky notes to jot down great ideas and place them on the Board for inspiration, or use Elmer's Painters® Paint Markers to track great ideas directly on the Board.

95. Pencil Holder / Foam

Keep the desk clutter free with a simple utensil holder.

For instructions visit: bit.ly/foampencilholder



Professional

96. "Welcome Back" Sign for Classroom / Foam

Welcome your students back to school with this fun classroom sign.



For instructions visit:
bit.ly/welcometoschoolsign

97. To-do List / Foam

Track your growing to-do list with Dry Erase Foam Board.

98. March Madness Bracket / Tri-Fold

We all do it... Now display it! This March Madness bracket keeps track of the tournament for all the office to see.

99. Photo Light Tent / Tri-Fold

Get great shots of your products in a photo light tent.

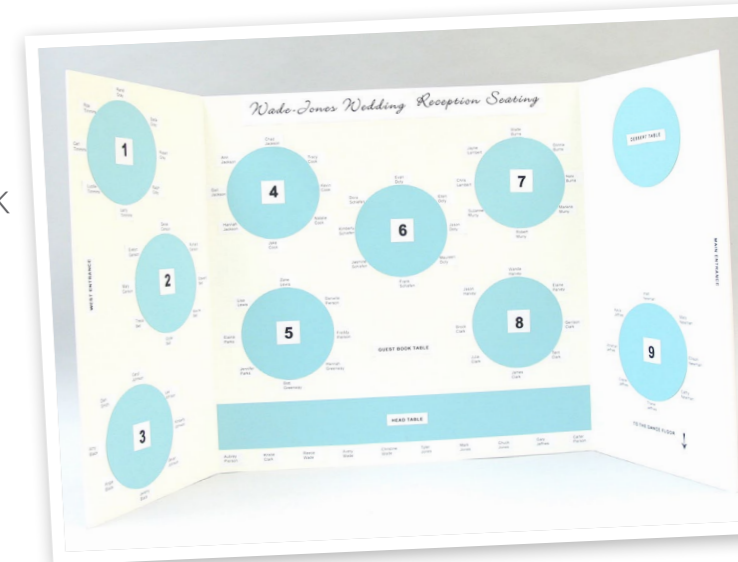


100. Television Frame with Company Logo / Tri-Fold

Frame the office TV with your company logo using Tri-Fold Board.

101. Seating Charts / Tri-Fold

For a wedding or event, keep track of where you've seated everyone. Or use Tri-Fold Board to display table names so guests can easily navigate to their spot.





Thank you for being the inspiration we need to continue to create products that are as multipurpose as you are creative.

Share with us how you used this guide by posting to the Elmer's Facebook page at www.facebook.com/elmers.